

# Mauston, WI

Smagical Rock

Sunday  
9/15/2019

Scoring By  
TrialsScoring.com



Class

## Champ

<b>1</b>	Jason Waldo	<b>SHERCO</b>											Total <b>25</b> 9 Cleans		
			0's	1's	2's	3's	5's	9	6	3	1	2			
1	2	3	4	5	6	7	8	Loop Points	Loop Position	0's	1's	2's	3's	5's	Ave Score
1	1	2	1	0	0	0		<b>5</b>		3	3	1	0	0	0.71
0	3	0	1	1	5	0		<b>10</b>		3	2	0	1	1	1.43
0	5	1	0	2	2	0		<b>10</b>		3	1	2	0	1	1.43
0	1	9	3	2	3	7	0	<b>25</b>		9	6	3	1	2	1.19

<b>2</b>	Will Check (WI)	<b>SCORPA</b>											Total <b>37</b> 6 Cleans		
			0's	1's	2's	3's	5's	6	3	4	7	1			
1	2	3	4	5	6	7	8	Loop Points	Loop Position	0's	1's	2's	3's	5's	Ave Score
3	3	0	3	2	2	2		<b>15</b>		1	0	3	3	0	2.14
3	0	1	0	0	3	3		<b>10</b>		3	1	0	3	0	1.43
1	2	5	0	0	1	3		<b>12</b>		2	2	1	1	1	1.71
0	7	5	6	3	2	6	8	<b>37</b>		6	3	4	7	1	1.76

# Individual Section Statistics

## Mauston, WI

**Champ**  
Sunday 9/15/2019

Section	Total Points	Cleans	1's	2's	3's	5's
<b>1</b> Easiest	0					

Pts. Best

Section	Total Points	Cleans	1's	2's	3's	5's
<b>2</b> 4th Easiest	8	2 (33.3%)	2 (33.3%)	0 (0.0%)	2 (33.3%)	0 (0.0%)

Pts. Best  
1 Jason Waldo  
7 Will Check

Section	Total Points	Cleans	1's	2's	3's	5's
<b>3</b> Hardest	14	1 (16.7%)	1 (16.7%)	1 (16.7%)	2 (33.3%)	1 (16.7%)

Pts. Best  
5 Will Check  
9 Jason Waldo

Section	Total Points	Cleans	1's	2's	3's	5's
<b>4</b> 3rd Hardest	9	2 (33.3%)	2 (33.3%)	1 (16.7%)	0 (0.0%)	1 (16.7%)

Pts. Best  
3 Jason Waldo  
6 Will Check

Section	Total Points	Cleans	1's	2's	3's	5's
<b>5</b> 3rd Easiest	5	3 (50.0%)	2 (33.3%)	0 (0.0%)	1 (16.7%)	0 (0.0%)

Pts. Best  
2 Jason Waldo  
3 Will Check

Section	Total Points	Cleans	1's	2's	3's	5's
<b>6</b> 2nd Easiest	5	3 (50.0%)	1 (16.7%)	2 (33.3%)	0 (0.0%)	0 (0.0%)

Pts. Best  
2 Will Check  
3 Jason Waldo

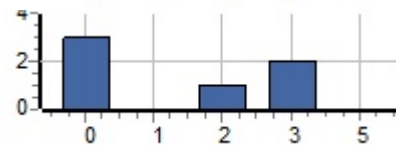
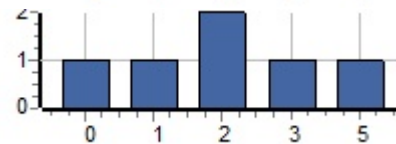
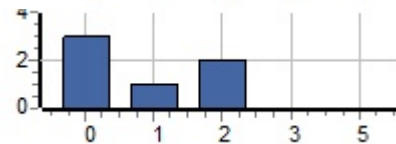
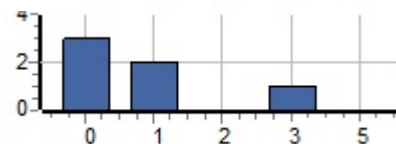
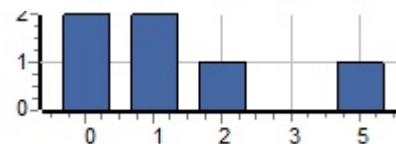
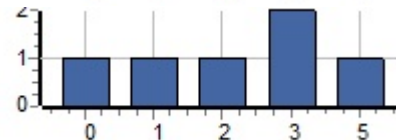
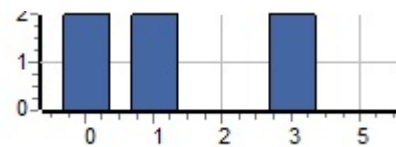
Section	Total Points	Cleans	1's	2's	3's	5's
<b>7</b> 2nd Hardest	13	1 (16.7%)	1 (16.7%)	2 (33.3%)	1 (16.7%)	1 (16.7%)

Pts. Best  
6 Will Check  
7 Jason Waldo

Section	Total Points	Cleans	1's	2's	3's	5's
<b>8</b> 4th Hardest	8	3 (50.0%)	0 (0.0%)	1 (16.7%)	2 (33.3%)	0 (0.0%)

Pts. Best  
0 Jason Waldo  
8 Will Check

Totals	62 Points	15 (35.7%)	9 (21.4%)	7 (16.7%)	8 (19.0%)	3 (7.1%)
--------	--------------	---------------	--------------	--------------	--------------	-------------



# Mauston, WI

## Smagical Rock

Sunday  
9/15/2019

Scoring By  
**TrialsScoring.com**



Class

### Expert

**1** Noel Smage

0's 1's 2's 3's 5's  
9 6 4 1 1

Total  
**22**

1	2	3	4	5	6	7	8	Loop Points	Loop Position	0's	1's	2's	3's	5's	Ave Score	9 Cleans
1	5	0	3	1	0	1		<b>11</b>		2	3	0	1	1	1.57	
0	0	0	1	0	0	1		<b>2</b>		5	2	0	0	0	0.29	
2	1	2	2	0	0	2		<b>9</b>		2	1	4	0	0	1.29	
0	3	6	2	6	1	0	4	<b>22</b>		9	6	4	1	1	1.05	

**2** Keith Johnson (WI)

**SHERCO**

0's 1's 2's 3's 5's  
4 1 4 9 3

Total  
**51**

1	2	3	4	5	6	7	8	Loop Points	Loop Position	0's	1's	2's	3's	5's	Ave Score	4 Cleans
3	3	3	5	3	2	5		<b>24</b>		0	0	1	4	2	3.43	
3	0	0	2	5	2	3		<b>15</b>		2	0	2	2	1	2.14	
2	3	0	1	3	0	3		<b>12</b>		2	1	1	3	0	1.71	
0	8	6	3	8	11	4	11	<b>51</b>		4	1	4	9	3	2.43	

Individual Section Statistics  
Mauston, WI

Expert  
Sunday 9/15/2019

Section	Total Points	Cleans	1's	2's	3's	5's
<b>1</b> Easiest	0					

Pts. Best

Section	Total Points	Cleans	1's	2's	3's	5's
<b>2</b> 4th Easiest	11	1 (16.7%)	1 (16.7%)	2 (33.3%)	2 (33.3%)	0 (0.0%)

Pts. Best  
3 Noel Smage  
8 Keith Johnson

Section	Total Points	Cleans	1's	2's	3's	5's
<b>3</b> 4th Hardest	12	2 (33.3%)	1 (16.7%)	0 (0.0%)	2 (33.3%)	1 (16.7%)

Pts. Best  
6 Keith Johnson  
6 Noel Smage

Section	Total Points	Cleans	1's	2's	3's	5's
<b>4</b> 3rd Easiest	5	4 (66.7%)	0 (0.0%)	1 (16.7%)	1 (16.7%)	0 (0.0%)

Pts. Best  
2 Noel Smage  
3 Keith Johnson

Section	Total Points	Cleans	1's	2's	3's	5's
<b>5</b> 2nd Hardest	14	0 (0.0%)	2 (33.3%)	2 (33.3%)	1 (16.7%)	1 (16.7%)

Pts. Best  
6 Noel Smage  
8 Keith Johnson

Section	Total Points	Cleans	1's	2's	3's	5's
<b>6</b> 3rd Hardest	12	2 (33.3%)	1 (16.7%)	0 (0.0%)	2 (33.3%)	1 (16.7%)

Pts. Best  
1 Noel Smage  
11 Keith Johnson

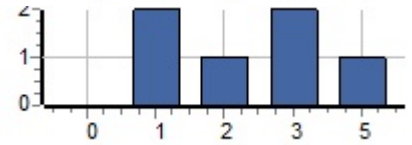
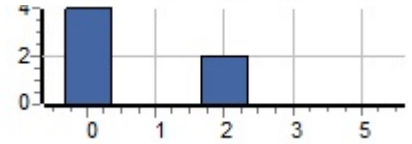
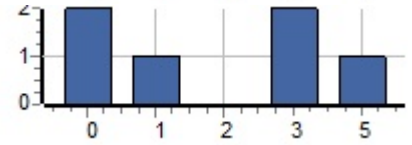
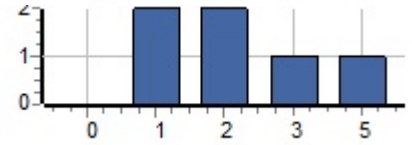
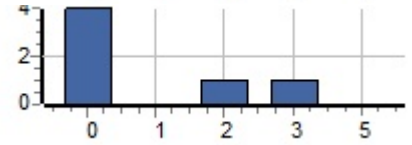
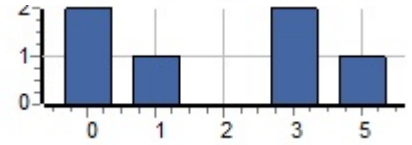
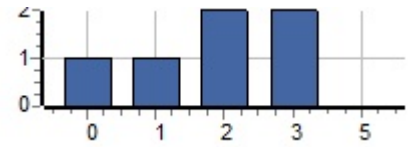
Section	Total Points	Cleans	1's	2's	3's	5's
<b>7</b> 2nd Easiest	4	4 (66.7%)	0 (0.0%)	2 (33.3%)	0 (0.0%)	0 (0.0%)

Pts. Best  
0 Noel Smage  
4 Keith Johnson

Section	Total Points	Cleans	1's	2's	3's	5's
<b>8</b> Hardest	15	0 (0.0%)	2 (33.3%)	1 (16.7%)	2 (33.3%)	1 (16.7%)

Pts. Best  
4 Noel Smage  
11 Keith Johnson

Totals	73 Points	13 (31.0%)	7 (16.7%)	8 (19.0%)	10 (23.8%)	4 (9.5%)
--------	--------------	---------------	--------------	--------------	---------------	-------------



# Mauston, WI

## Smagical Rock

Sunday  
9/15/2019

Scoring By  
TrialsScoring.com



Class

### Advanced

<b>1</b>	Justin Johnson PA (PA)										0's 1's 2's 3's 5's					Total <b>19</b>	
											12 2 1 0 3						12 Cleans
281	1	2	3	4	5	6	7	8	Loop Points	Loop Position	0's	1's	2's	3's	5's	Ave Score	
	0	1	0	5	0	0			<b>6</b>		4	1	0	0	1	1.00	
	0	0	0	5	0	0			<b>5</b>		5	0	0	0	1	0.83	
	0	1	0	2	5	0			<b>8</b>		3	1	1	0	1	1.33	
	0	0	2	0	12	0	5	0	<b>19</b>		12	2	1	0	3	1.06	

<b>2</b>	Phil Smage (WI)										0's 1's 2's 3's 5's					Total <b>20</b>	
											11 3 1 0 3						11 Cleans
55	1	2	3	4	5	6	7	8	Loop Points	Loop Position	0's	1's	2's	3's	5's	Ave Score	
	1	0	0	5	1	1			<b>8</b>		2	3	0	0	1	1.33	
	0	0	0	5	2	0			<b>7</b>		4	0	1	0	1	1.17	
	0	0	0	5	0	0			<b>5</b>		5	0	0	0	1	0.83	
	1	0	0	0	15	0	3	1	<b>20</b>		11	3	1	0	3	1.11	

**GASGAS**

<b>3</b>	Kyle Hach (WI)										0's 1's 2's 3's 5's					Total <b>23</b>	
											5 9 0 3 1						5 Cleans
24	1	2	3	4	5	6	7	8	Loop Points	Loop Position	0's	1's	2's	3's	5's	Ave Score	
	1	1	0	3	0	1			<b>6</b>		2	3	0	1	0	1.00	
	1	0	1	5	1	3			<b>11</b>		1	3	0	1	1	1.83	
	0	0	1	3	1	1			<b>6</b>		2	3	0	1	0	1.00	
	2	0	1	2	11	0	2	5	<b>23</b>		5	9	0	3	1	1.28	

**SHERCO**

<b>4</b>	Wade Valitchka										0's 1's 2's 3's 5's					Total <b>69</b>	
											1 1 0 6 10						1 Clean
276	1	2	3	4	5	6	7	8	Loop Points	Loop Position	0's	1's	2's	3's	5's	Ave Score	
	5	5	3	5	5	3			<b>26</b>		0	0	0	2	4	4.33	
	5	5	1	5	5	3			<b>24</b>		0	1	0	1	4	4.00	
	5	5	0	3	3	3			<b>19</b>		1	0	0	3	2	3.17	
	15	0	15	4	13	0	13	9	<b>69</b>		1	1	0	6	10	3.83	

**SHERCO**

<b>5</b>	Doug Hay (WI)										0's 1's 2's 3's 5's					Total <b>-</b>
1	Sponsors: TrialsScoring.com															

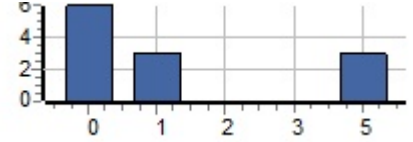
Individual Section Statistics  
Mauston, WI

Section	Total Points	Cleans	1's	2's	3's	5's
<b>1</b> 4th Hardest	18	6 (50.0%)	3 (25.0%)	0 (0.0%)	0 (0.0%)	3 (25.0%)

Pts. **Best**

---

0 Justin Johnson PA  
1 Phil Smage  
2 Kyle Hach  
15 Wade Valitchka



Section	Total Points	Cleans	1's	2's	3's	5's
<b>2</b> 2nd Easiest	0					

Pts. **Best**

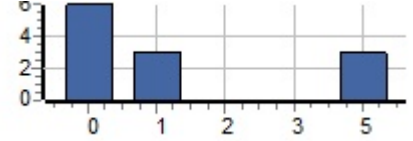
---

Section	Total Points	Cleans	1's	2's	3's	5's
<b>3</b> 3rd Hardest	18	6 (50.0%)	3 (25.0%)	0 (0.0%)	0 (0.0%)	3 (25.0%)

Pts. **Best**

---

0 Phil Smage  
1 Kyle Hach  
2 Justin Johnson PA  
15 Wade Valitchka

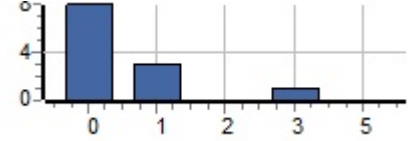


Section	Total Points	Cleans	1's	2's	3's	5's
<b>4</b> 3rd Easiest	6	8 (66.7%)	3 (25.0%)	0 (0.0%)	1 (8.3%)	0 (0.0%)

Pts. **Best**

---

0 Justin Johnson PA  
0 Phil Smage  
2 Kyle Hach  
4 Wade Valitchka

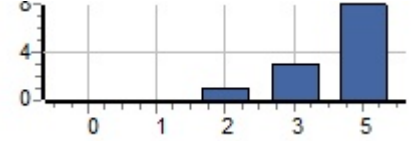


Section	Total Points	Cleans	1's	2's	3's	5's
<b>5</b> Hardest	51	0 (0.0%)	0 (0.0%)	1 (8.3%)	3 (25.0%)	8 (66.7%)

Pts. **Best**

---

11 Kyle Hach  
12 Justin Johnson PA  
13 Wade Valitchka  
15 Phil Smage



Section	Total Points	Cleans	1's	2's	3's	5's
<b>6</b> Easiest	0					

Pts. **Best**

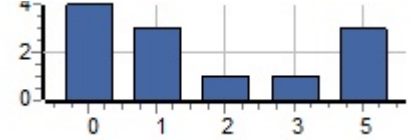
---

Section	Total Points	Cleans	1's	2's	3's	5's
<b>7</b> 2nd Hardest	23	4 (33.3%)	3 (25.0%)	1 (8.3%)	1 (8.3%)	3 (25.0%)

Pts. **Best**

---

2 Kyle Hach  
3 Phil Smage  
5 Justin Johnson PA  
13 Wade Valitchka

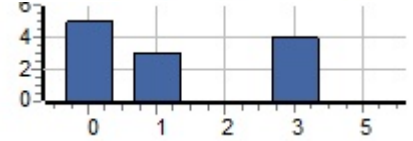


Section	Total Points	Cleans	1's	2's	3's	5's
<b>8</b> 4th Easiest	15	5 (41.7%)	3 (25.0%)	0 (0.0%)	4 (33.3%)	0 (0.0%)

Pts. **Best**

---

0 Justin Johnson PA  
1 Phil Smage  
5 Kyle Hach  
9 Wade Valitchka



Totals	131 Points	29 (40.3%)	15 (20.8%)	2 (2.8%)	9 (12.5%)	17 (23.6%)
--------	---------------	---------------	---------------	-------------	--------------	---------------

Class

# Intermediate

<b>1</b>	Kurt Muenta	<b>SHERCO</b>	<u>0's 1's 2's 3's 5's</u>					<i>Total</i> <b>7</b>								
			15	5	1	0	0									
<small>158</small>																
1	2	3	4	5	6	7	8	Loop Points	Loop Position	0's	1's	2's	3's	5's	Ave Score	15 Cleans
1	0	0	0	0	1	0		<b>2</b>	5	2	0	0	0	0.29		
2	0	0	0	0	0	1		<b>3</b>	5	1	1	0	0	0.43		
1	1	0	0	0	0	0		<b>2</b>	5	2	0	0	0	0.29		
4	0	1	0	0	0	1	1	<b>7</b>	15	5	1	0	0	0.33		

<b>2</b>	Fred Sassi (IL)	<b>GASGAS</b>	<u>0's 1's 2's 3's 5's</u>					<i>Total</i> <b>19</b>								
			11	6	1	2	1									
<small>44</small>																
5	0	0	1	0	3	1		<b>10</b>	3	2	0	1	1	1.43	11 Cleans	
2	3	1	0	0	0	1		<b>7</b>	3	2	1	1	0	1.00		
1	1	0	0	0	0	0		<b>2</b>	5	2	0	0	0	0.29		
8	0	4	1	1	0	3	2	<b>19</b>	11	6	1	2	1	0.90		

<b>3</b>	Mark Misek		<u>0's 1's 2's 3's 5's</u>					<i>Total</i> <b>22</b>								
			10	4	3	4	0									
<small>51</small>																
3	3	0	1	1	2	2		<b>12</b>	1	2	2	2	0	1.71	10 Cleans	
2	1	0	0	3	0	0		<b>6</b>	4	1	1	1	0	0.86		
3	1	0	0	0	0	0		<b>4</b>	5	1	0	1	0	0.57		
8	0	5	0	1	4	2	2	<b>22</b>	10	4	3	4	0	1.05		

<b>4</b>	Adam Gustafson	<b>SHERCO</b>	<u>0's 1's 2's 3's 5's</u>					<i>Total</i> <b>22</b>								
			8	8	1	4	0									
<small>162</small>																
3	1	0	0	3	1	3		<b>11</b>	2	2	0	3	0	1.57	8 Cleans	
1	0	0	1	2	0	3		<b>7</b>	3	2	1	1	0	1.00		
1	1	0	1	0	1	0		<b>4</b>	3	4	0	0	0	0.57		
5	0	2	0	2	5	2	6	<b>22</b>	8	8	1	4	0	1.05		

<b>5</b>	Spencer Stone	<b>SHERCO</b>	<u>0's 1's 2's 3's 5's</u>					<i>Total</i> <b>27</b>								
			12	3	2	0	4									
<small>155</small>																
0	5	0	0	0	0	0		<b>5</b>	6	0	0	0	1	0.71	12 Cleans	
0	5	0	2	5	0	1		<b>13</b>	3	1	1	0	2	1.86		
0	2	0	1	5	0	1		<b>9</b>	3	2	1	0	1	1.29		
0	0	12	0	3	10	0	2	<b>27</b>	12	3	2	0	4	1.29		

## 6 Dave Johnson (WI)

**SHERCO**

0's 1's 2's 3's 5's  
9 1 4 7 0

Total  
**30**  
9 Cleans

1	2	3	4	5	6	7	8	Loop Points	Loop Position	0's	1's	2's	3's	5's	Ave Score
3	3	0	0	1	0	3		<b>10</b>		3	1	0	3	0	1.43
2	3	0	0	3	2	2		<b>12</b>		2	0	3	2	0	1.71
3	2	0	0	0	3	0		<b>8</b>		4	0	1	2	0	1.14
8	0	8	0	0	4	5	5	<b>30</b>		9	1	4	7	0	1.43

## 7 Travis Lange (WI)

**Beta RACING**

0's 1's 2's 3's 5's  
7 6 1 6 1

Total  
**31**  
7 Cleans

1	2	3	4	5	6	7	8	Loop Points	Loop Position	0's	1's	2's	3's	5's	Ave Score
3	0	0	1	1	1	3		<b>9</b>		2	3	0	2	0	1.29
3	3	0	5	3	1	0		<b>15</b>		2	1	0	3	1	2.14
0	2	0	1	1	3	0		<b>7</b>		3	2	1	1	0	1.00
6	0	5	0	7	5	5	3	<b>31</b>		7	6	1	6	1	1.48

## 8 Kelly Rickgauer

0's 1's 2's 3's 5's  
4 3 4 9 1

Total  
**43**  
4 Cleans

1	2	3	4	5	6	7	8	Loop Points	Loop Position	0's	1's	2's	3's	5's	Ave Score
3	3	3	0	3	3	3		<b>18</b>		1	0	0	6	0	2.57
2	2	0	1	3	2	1		<b>11</b>		1	2	3	1	0	1.57
3	5	0	0	2	3	1		<b>14</b>		2	1	1	2	1	2.00
8	0	10	3	1	8	8	5	<b>43</b>		4	3	4	9	1	2.05

## 9 Mike Wrzesinski

0's 1's 2's 3's 5's  
4 3 1 8 5

Total  
**54**  
4 Cleans

1	2	3	4	5	6	7	8	Loop Points	Loop Position	0's	1's	2's	3's	5's	Ave Score
3	3	1	5	5	3	2		<b>22</b>		0	1	1	3	2	3.14
5	3	0	3	1	1	0		<b>13</b>		2	2	0	2	1	1.86
3	5	0	3	3	5	0		<b>19</b>		2	0	0	3	2	2.71
11	0	11	1	11	9	9	2	<b>54</b>		4	3	1	8	5	2.57

## 10 Stephen Van Dorn

0's 1's 2's 3's 5's  
3 2 3 9 4

Total  
**55**  
3 Cleans

1	2	3	4	5	6	7	8	Loop Points	Loop Position	0's	1's	2's	3's	5's	Ave Score
5	5	0	3	3	3	3		<b>22</b>		1	0	0	4	2	3.14
5	5	2	2	2	1	1		<b>18</b>		0	2	3	0	2	2.57
3	3	0	3	3	3	0		<b>15</b>		2	0	0	5	0	2.14
13	0	13	2	8	8	7	4	<b>55</b>		3	2	3	9	4	2.62

## 11 Gary Behrens

0's 1's 2's 3's 5's  
0 3 0 5 13

Total  
**83**  
0 Cleans

1	2	3	4	5	6	7	8	Loop Points	Loop Position	0's	1's	2's	3's	5's	Ave Score
5	5	5	5	3	5	5		<b>33</b>		0	0	0	1	6	4.71
5	5	5	3	3	3	1		<b>25</b>		0	1	0	3	3	3.57
5	3	1	5	5	5	1		<b>25</b>		0	2	0	1	4	3.57
15	0	13	11	13	11	13	7	<b>83</b>		0	3	0	5	13	3.95



Individual Section Statistics  
Mauston, WI

# Intermediate

Sunday 9/15/2019

Section	Total Points	Cleans	1's	2's	3's	5's
<b>1</b> Hardest	86	4 (12.1%)	5 (15.2%)	5 (15.2%)	12 (36.4%)	7 (21.2%)

Section	Total Points	Cleans	1's	2's	3's	5's
<b>2</b> Easiest	0					

Section	Total Points	Cleans	1's	2's	3's	5's
<b>3</b> 2nd Hardest	84	5 (15.2%)	6 (18.2%)	4 (12.1%)	10 (30.3%)	8 (24.2%)

Section	Total Points	Cleans	1's	2's	3's	5's
<b>4</b> 2nd Easiest	18	26 (78.8%)	3 (9.1%)	1 (3.0%)	1 (3.0%)	2 (6.1%)

Section	Total Points	Cleans	1's	2's	3's	5's
<b>5</b> 4th Easiest	47	14 (42.4%)	8 (24.2%)	2 (6.1%)	5 (15.2%)	4 (12.1%)

Section	Total Points	Cleans	1's	2's	3's	5's
<b>6</b> 3rd Hardest	64	10 (30.3%)	5 (15.2%)	3 (9.1%)	11 (33.3%)	4 (12.1%)

Section	Total Points	Cleans	1's	2's	3's	5's
<b>7</b> 4th Hardest	55	11 (33.3%)	7 (21.2%)	3 (9.1%)	9 (27.3%)	3 (9.1%)

Section	Total Points	Cleans	1's	2's	3's	5's
<b>8</b> 3rd Easiest	39	13 (39.4%)	10 (30.3%)	3 (9.1%)	6 (18.2%)	1 (3.0%)

<b>Totals</b>	<b>393</b> Points	<b>83</b> (35.9%)	<b>44</b> (19.0%)	<b>21</b> (9.1%)	<b>54</b> (23.4%)	<b>29</b> (12.6%)
---------------	----------------------	----------------------	----------------------	---------------------	----------------------	----------------------

Pts. **Best**

0	Spencer Stone
4	Kurt Muento
5	Adam Gustafson
6	Travis Lange
8	Dave Johnson

Pts. **Best**

Pts. **Best**

1	Kurt Muento
2	Adam Gustafson
4	Fred Sassi
5	Travis Lange
5	Mark Misek

Pts. **Best**

0	Adam Gustafson
0	Dave Johnson
0	Travis Lange
0	Mark Misek
0	Kurt Muento

Pts. **Best**

0	Dave Johnson
0	Kurt Muento
1	Mark Misek
1	Kelly Rickgauer
1	Fred Sassi

Pts. **Best**

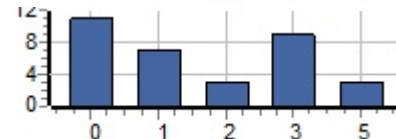
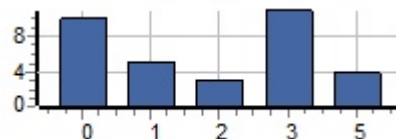
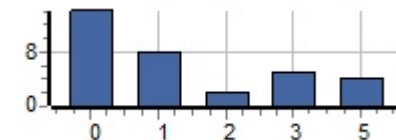
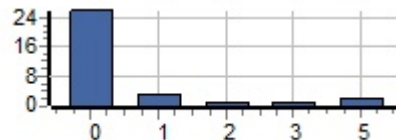
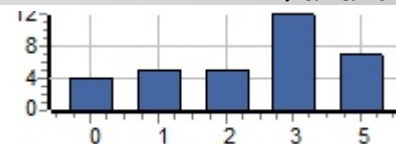
0	Kurt Muento
0	Fred Sassi
4	Dave Johnson
4	Mark Misek
5	Adam Gustafson

Pts. **Best**

0	Spencer Stone
1	Kurt Muento
2	Adam Gustafson
2	Mark Misek
3	Fred Sassi

Pts. **Best**

1	Kurt Muento
2	Mark Misek
2	Fred Sassi
2	Spencer Stone
2	Mike Wrzesinski



# Mauston, WI

## Smagical Rock

Sunday  
9/15/2019

Scoring By  
TrialsScoring.com



Class

### Novice

		<u>0's</u> <u>1's</u> <u>2's</u> <u>3's</u> <u>5's</u>													
<b>1</b>	<b>Kris Tibor</b>	10 4 3 2 2					<i>Total</i> <b>26</b>								
<small>175</small>								10Clears							
1	2	3	4	5	6	7	8	Loop Points	Loop Position	0's	1's	2's	3's	5's	Ave Score
5	3	0	5	0	0	0		13		4	0	0	1	2	1.86
3	0	0	1	2	0	0		6		4	1	1	1	0	0.86
1	0	1	1	2	0	2		7		2	3	2	0	0	1.00
9	0	3	1	7	4	0	2	<b>26</b>		10	4	3	2	2	1.24

		<u>0's</u> <u>1's</u> <u>2's</u> <u>3's</u> <u>5's</u>													
<b>2</b>	<b>Steve Schmidt</b>	9 3 2 7 0					<i>Total</i> <b>28</b>								
<small>177</small>								9Clears							
1	2	3	4	5	6	7	8	Loop Points	Loop Position	0's	1's	2's	3's	5's	Ave Score
3	0	0	3	1	0	3		10		3	1	0	3	0	1.43
2	3	1	3	1	0	0		10		2	2	1	2	0	1.43
3	3	0	0	2	0	0		8		4	0	1	2	0	1.14
8	0	6	1	6	4	0	3	<b>28</b>		9	3	2	7	0	1.33

		<u>0's</u> <u>1's</u> <u>2's</u> <u>3's</u> <u>5's</u>													
<b>3</b>	<b>Ben Ezell</b>	10 2 0 8 1					<i>Total</i> <b>31</b>								
<small>170</small>								10Clears							
1	2	3	4	5	6	7	8	Loop Points	Loop Position	0's	1's	2's	3's	5's	Ave Score
1	0	0	3	0	0	3		7		4	1	0	2	0	1.00
0	3	0	3	1	0	3		10		3	1	0	3	0	1.43
3	0	0	3	3	0	5		14		3	0	0	3	1	2.00
4	0	3	0	9	4	0	11	<b>31</b>		10	2	0	8	1	1.48

		<u>0's</u> <u>1's</u> <u>2's</u> <u>3's</u> <u>5's</u>						
<b>4</b>	<b>Justin Johnson</b>						<i>Total</i>	
<small>277</small>								

# Individual Section Statistics

## Mauston, WI

# Novice

Sunday 9/15/2019

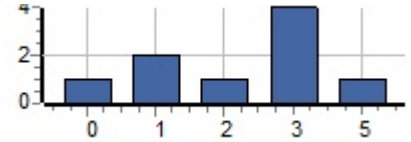
Section	Total Points	Cleans	1's	2's	3's	5's
<b>1</b>	21	1 (11.1%)	2 (22.2%)	1 (11.1%)	4 (44.4%)	1 (11.1%)

2nd Hardest

Pts. **Best**

---

4 Ben Ezell  
8 Steve Schmidt  
9 Kris Tibor



Section	Total Points	Cleans	1's	2's	3's	5's
<b>2</b>	0					

2nd Easiest

Pts. **Best**

---

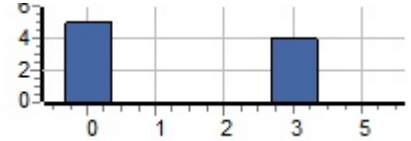
Section	Total Points	Cleans	1's	2's	3's	5's
<b>3</b>	12	5 (55.6%)	0 (0.0%)	0 (0.0%)	4 (44.4%)	0 (0.0%)

4th Hardest

Pts. **Best**

---

3 Ben Ezell  
3 Kris Tibor  
6 Steve Schmidt



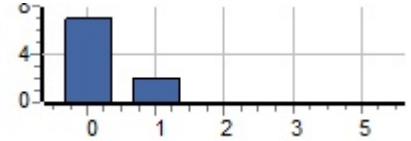
Section	Total Points	Cleans	1's	2's	3's	5's
<b>4</b>	2	7 (77.8%)	2 (22.2%)	0 (0.0%)	0 (0.0%)	0 (0.0%)

3rd Easiest

Pts. **Best**

---

0 Ben Ezell  
1 Steve Schmidt  
1 Kris Tibor



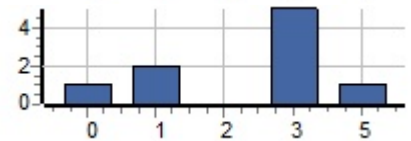
Section	Total Points	Cleans	1's	2's	3's	5's
<b>5</b>	22	1 (11.1%)	2 (22.2%)	0 (0.0%)	5 (55.6%)	1 (11.1%)

Hardest

Pts. **Best**

---

6 Steve Schmidt  
7 Kris Tibor  
9 Ben Ezell



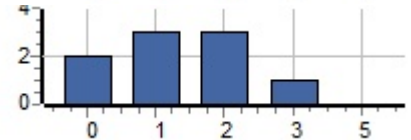
Section	Total Points	Cleans	1's	2's	3's	5's
<b>6</b>	12	2 (22.2%)	3 (33.3%)	3 (33.3%)	1 (11.1%)	0 (0.0%)

4th Easiest

Pts. **Best**

---

4 Ben Ezell  
4 Steve Schmidt  
4 Kris Tibor



Section	Total Points	Cleans	1's	2's	3's	5's
<b>7</b>	0	9 (100%)	0 (0%)	0 (0%)	0 (0%)	0 (0%)

Easiest

Pts. **Best**

---

0 Ben Ezell  
0 Steve Schmidt  
0 Kris Tibor



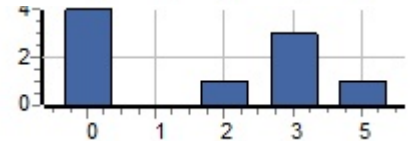
Section	Total Points	Cleans	1's	2's	3's	5's
<b>8</b>	16	4 (44.4%)	0 (0.0%)	1 (11.1%)	3 (33.3%)	1 (11.1%)

3rd Hardest

Pts. **Best**

---

2 Kris Tibor  
3 Steve Schmidt  
11 Ben Ezell



Totals	85 Points	29 (46.0%)	9 (14.3%)	5 (7.9%)	17 (27.0%)	3 (4.8%)
--------	--------------	---------------	--------------	-------------	---------------	-------------



Class

**Vintage**

<b>1</b>	Pat Doll						0's	1's	2's	3's	5's	Total <b>2</b>			
							20	0	1	0	0		20 Cleans		
246															
1	2	3	4	5	6	7	8	Loop Points	Loop Position	0's	1's	2's	3's	5's	Ave Score
2	0	0	0	0	0	0	0	2		6	0	1	0	0	0.29
0	0	0	0	0	0	0	0	0		7	0	0	0	0	0.00
0	0	0	0	0	0	0	0	0		7	0	0	0	0	0.00
2	0	0	0	0	0	0	0	2		20	0	1	0	0	0.10

<b>2</b>	Derek Lange						0's	1's	2's	3's	5's	Total <b>24</b>			
							13	2	0	4	2		13 Cleans		
57															
1	2	3	4	5	6	7	8	Loop Points	Loop Position	0's	1's	2's	3's	5's	Ave Score
3	3	0	0	1	0	5		12		3	1	0	2	1	1.71
1	5	0	0	3	0	0		9		4	1	0	1	1	1.29
0	0	0	0	0	3	0		3		6	0	0	1	0	0.43
4	0	8	0	0	4	3	5	24		13	2	0	4	2	1.14

<b>3</b>	Jeff Brownell						0's	1's	2's	3's	5's	Total <b>59</b>			
							0	1	2	18	0		0 Cleans		
12															
1	2	3	4	5	6	7	8	Loop Points	Loop Position	0's	1's	2's	3's	5's	Ave Score
3	3	3	3	3	3	3		21		0	0	0	7	0	3.00
3	3	3	3	3	3	2		20		0	0	1	6	0	2.86
3	3	3	3	1	3	2		18		0	1	1	5	0	2.57
9	0	9	9	9	7	9	7	59		0	1	2	18	0	2.81

<b>4</b>	Ryan Gustafson						0's	1's	2's	3's	5's	Total <b>67</b>			
							1	2	1	11	6		1 Clean		
161															
1	2	3	4	5	6	7	8	Loop Points	Loop Position	0's	1's	2's	3's	5's	Ave Score
5	3	1	3	3	0	3		18		1	1	0	4	1	2.57
5	5	2	3	3	3	3		24		0	0	1	4	2	3.43
3	5	1	5	5	3	3		25		0	1	0	3	3	3.57
13	0	13	4	11	11	6	9	67		1	2	1	11	6	3.19

**GASGAS**

# Individual Section Statistics

## Mauston, WI

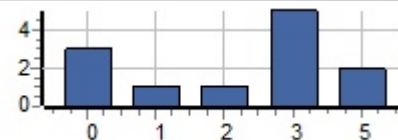
Vintage  
Sunday 9/15/2019

Section	Total Points	Cleans	1's	2's	3's	5's
<b>1</b> 2nd Hardest	28	3 (25.0%)	1 (8.3%)	1 (8.3%)	5 (41.7%)	2 (16.7%)

Pts. **Best**

---

2 Pat Doll  
4 Derek Lange  
9 Jeff Brownell  
13 Ryan Gustafson



Section	Total Points	Cleans	1's	2's	3's	5's
<b>2</b> Easiest	0					

Pts. **Best**

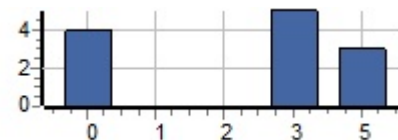
---

Section	Total Points	Cleans	1's	2's	3's	5's
<b>3</b> Hardest	30	4 (33.3%)	0 (0.0%)	0 (0.0%)	5 (41.7%)	3 (25.0%)

Pts. **Best**

---

0 Pat Doll  
8 Derek Lange  
9 Jeff Brownell  
13 Ryan Gustafson

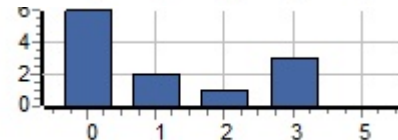


Section	Total Points	Cleans	1's	2's	3's	5's
<b>4</b> 2nd Easiest	13	6 (50.0%)	2 (16.7%)	1 (8.3%)	3 (25.0%)	0 (0.0%)

Pts. **Best**

---

0 Pat Doll  
0 Derek Lange  
4 Ryan Gustafson  
9 Jeff Brownell

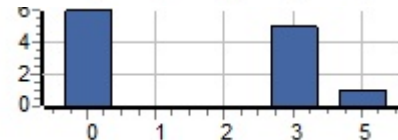


Section	Total Points	Cleans	1's	2's	3's	5's
<b>5</b> 4th Easiest	20	6 (50.0%)	0 (0.0%)	0 (0.0%)	5 (41.7%)	1 (8.3%)

Pts. **Best**

---

0 Pat Doll  
0 Derek Lange  
9 Jeff Brownell  
11 Ryan Gustafson



Section	Total Points	Cleans	1's	2's	3's	5's
<b>6</b> 3rd Hardest	22	4 (33.3%)	2 (16.7%)	0 (0.0%)	5 (41.7%)	1 (8.3%)

Pts. **Best**

---

0 Pat Doll  
4 Derek Lange  
7 Jeff Brownell  
11 Ryan Gustafson




Section	Total Points	Cleans	1's	2's	3's	5's
<b>7</b> 3rd Easiest	18	6 (50.0%)	0 (0.0%)	0 (0.0%)	6 (50.0%)	0 (0.0%)

Pts. **Best**

---

0 Pat Doll  
3 Derek Lange  
6 Ryan Gustafson  
9 Jeff Brownell

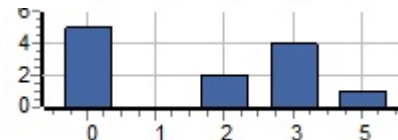


Section	Total Points	Cleans	1's	2's	3's	5's
<b>8</b> 4th Hardest	21	5 (41.7%)	0 (0.0%)	2 (16.7%)	4 (33.3%)	1 (8.3%)

Pts. **Best**

---

0 Pat Doll  
5 Derek Lange  
7 Jeff Brownell  
9 Ryan Gustafson



Totals	152 Points	34 (40.5%)	5 (6.0%)	4 (4.8%)	33 (39.3%)	8 (9.5%)
--------	---------------	---------------	-------------	-------------	---------------	-------------



Class

**Youth**

<b>1</b>	<b>Kaspar Tibor</b>										0's	1's	2's	3's	5's	<i>Total</i> <b>19</b>
											5	3	0	2	2	
<small>183</small>	1	2	3	4	5	6	7	Loop Points	Loop Position	0's	1's	2's	3's	5's	Ave Score	
	1	5	0		0			<b>6</b>		2	1	0	0	1	1.50	
	3	1	5		0			<b>9</b>		1	1	0	1	1	2.25	
	3	1	0		0			<b>4</b>		2	1	0	1	0	1.00	
	7	0	7	5	0	0	0	<b>19</b>		5	3	0	2	2	1.58	

<b>2</b>	<b>Veronica Misek</b>										0's	1's	2's	3's	5's	<i>Total</i> <b>25</b>
											4	1	1	4	2	
<small>182</small>	1	2	3	4	5	6	7	Loop Points	Loop Position	0's	1's	2's	3's	5's	Ave Score	
	5	5	0		0			<b>10</b>		2	0	0	0	2	2.50	
	3	1	0		0			<b>4</b>		2	1	0	1	0	1.00	
	3	3	2		3			<b>11</b>		0	0	1	3	0	2.75	
	11	0	9	2	0	0	3	<b>25</b>		4	1	1	4	2	2.08	

<b>3</b>	<b>Ivan Misek</b>										0's	1's	2's	3's	5's	<i>Total</i> <b>31</b>
											3	0	2	4	3	
<small>181</small>	1	2	3	4	5	6	7	Loop Points	Loop Position	0's	1's	2's	3's	5's	Ave Score	
	5	3	0		0			<b>8</b>		2	0	0	1	1	2.00	
	5	3	2		2			<b>12</b>		0	0	2	1	1	3.00	
	3	3	5		0			<b>11</b>		1	0	0	2	1	2.75	
	13	0	9	7	0	0	2	<b>31</b>		3	0	2	4	3	2.58	

<b>4</b>	<b>Ahmet Kimball</b>										0's	1's	2's	3's	5's	<i>Total</i> <b>40</b>
											0	0	0	10	2	
<small>265</small>	1	2	3	4	5	6	7	Loop Points	Loop Position	0's	1's	2's	3's	5's	Ave Score	
	3	3	3		3			<b>12</b>		0	0	0	4	0	3.00	
	3	5	3		3			<b>14</b>		0	0	0	3	1	3.50	
	3	3	3		5			<b>14</b>		0	0	0	3	1	3.50	
	9	0	11	9	0	0	11	<b>40</b>		0	0	0	10	2	3.33	

<b>5</b>	<b>Cooper Johnson</b>										0's	1's	2's	3's	5's	<i>Total</i> <b>42</b>
											0	0	0	9	3	
<small>247</small>	1	2	3	4	5	6	7	Loop Points	Loop Position	0's	1's	2's	3's	5's	Ave Score	
	3	5	5		3			<b>16</b>		0	0	0	2	2	4.00	
	3	3	5		3			<b>14</b>		0	0	0	3	1	3.50	
	3	3	3		3			<b>12</b>		0	0	0	4	0	3.00	
	9	0	11	13	0	0	9	<b>42</b>		0	0	0	9	3	3.50	

**6** Davin Murray

0's 1's 2's 3's 5's  
0 1 0 4 7

Total  
**48**  
0Clears

1	2	3	4	5	6	7	Loop Points	Loop Position	0's	1's	2's	3's	5's	Ave Score
5	3	3			3		<b>14</b>		0	0	0	3	1	3.50
5	3	5			1		<b>14</b>		0	1	0	1	2	3.50
5	5	5			5		<b>20</b>		0	0	0	0	4	5.00
15	0	11	13	0	0	9	<b>48</b>		0	1	0	4	7	4.00

# Individual Section Statistics

## Mauston, WI

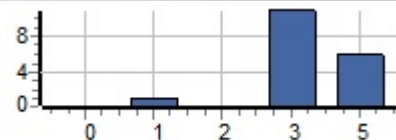
# Youth

Sunday 9/15/2019

Section	Total Points	Cleans	1's	2's	3's	5's
<b>1</b> Hardest	64	0 (0.0%)	1 (5.6%)	0 (0.0%)	11 (61.1%)	6 (33.3%)

Pts. Best

- 7 Kaspar Tibor
- 9 Cooper Johnson
- 9 Ahmet Kimball
- 11 Veronica Misek
- 13 Ivan Misek



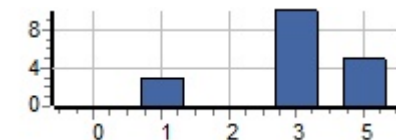
Section	Total Points	Cleans	1's	2's	3's	5's
<b>2</b> 3rd Easiest	0					

Pts. Best

Section	Total Points	Cleans	1's	2's	3's	5's
<b>3</b> 2nd Hardest	58	0 (0.0%)	3 (16.7%)	0 (0.0%)	10 (55.6%)	5 (27.8%)

Pts. Best

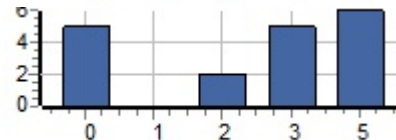
- 7 Kaspar Tibor
- 9 Ivan Misek
- 9 Veronica Misek
- 11 Cooper Johnson
- 11 Ahmet Kimball



Section	Total Points	Cleans	1's	2's	3's	5's
<b>4</b> 3rd Hardest	49	5 (27.8%)	0 (0.0%)	2 (11.1%)	5 (27.8%)	6 (33.3%)

Pts. Best

- 2 Veronica Misek
- 5 Kaspar Tibor
- 7 Ivan Misek
- 9 Ahmet Kimball
- 13 Cooper Johnson



Section	Total Points	Cleans	1's	2's	3's	5's
<b>5</b> 2nd Easiest	0					

Pts. Best

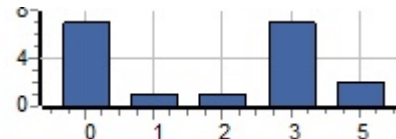
Section	Total Points	Cleans	1's	2's	3's	5's
<b>6</b> Easiest	0					

Pts. Best

Section	Total Points	Cleans	1's	2's	3's	5's
<b>7</b> 4th Easiest	34	7 (38.9%)	1 (5.6%)	1 (5.6%)	7 (38.9%)	2 (11.1%)

Pts. Best

- 0 Kaspar Tibor
- 2 Ivan Misek
- 3 Veronica Misek
- 9 Cooper Johnson
- 9 Davin Murray



Totals	205 Points	12 (16.7%)	5 (6.9%)	3 (4.2%)	33 (45.8%)	19 (26.4%)
--------	---------------	---------------	-------------	-------------	---------------	---------------