

Mauston, WI

Smagical Rock

Saturday
9/14/2019

Scoring By
TrialsScoring.com



Class

Champ

1	Jason Waldo	SHERCO						<u>0's</u>	<u>1's</u>	<u>2's</u>	<u>3's</u>	<u>5's</u>	<i>Total</i> 35 8 Cleans		
			8	6	5	3	2								
<small>236</small>															
1	2	3	4	5	6	7	8	Loop Points	Loop Position	0's	1's	2's	3's	5's	Ave Score
2	2	0	1	0	3	1	1	10	2	3	2	1	0	1.25	
0	3	1	5	1	5	2	0	17	2	2	1	1	2	2.12	
1	2	0	0	0	3	2	0	8	4	1	2	1	0	1.00	
3	7	1	6	1	11	5	1	35	8	6	5	3	2	1.46	

2	Will Check (WI)	SCORPA						<u>0's</u>	<u>1's</u>	<u>2's</u>	<u>3's</u>	<u>5's</u>	<i>Total</i> 39 5 Cleans		
			5	9	4	4	2								
<small>21</small>															
1	2	3	4	5	6	7	8	Loop Points	Loop Position	0's	1's	2's	3's	5's	Ave Score
2	3	0	1	1	5	2	1	15	1	3	2	1	1	1.88	
3	5	1	0	2	1	3	0	15	2	2	1	2	1	1.88	
1	2	0	3	1	0	1	1	9	2	4	1	1	0	1.12	
6	10	1	4	4	6	6	2	39	5	9	4	4	2	1.62	

Individual Section Statistics

Mauston, WI

Champ

Saturday 9/14/2019

Section	Total Points	Cleans	1's	2's	3's	5's
1	9	1 (16.7%)	2 (33.3%)	2 (33.3%)	1 (16.7%)	0 (0.0%)

4th Easiest

Section	Total Points	Cleans	1's	2's	3's	5's
2	17	0 (0.0%)	0 (0.0%)	3 (50.0%)	2 (33.3%)	1 (16.7%)

2nd Hardest

Section	Total Points	Cleans	1's	2's	3's	5's
3	2	4 (66.7%)	2 (33.3%)	0 (0.0%)	0 (0.0%)	0 (0.0%)

Easiest

Section	Total Points	Cleans	1's	2's	3's	5's
4	10	2 (33.3%)	2 (33.3%)	0 (0.0%)	1 (16.7%)	1 (16.7%)

4th Hardest

Section	Total Points	Cleans	1's	2's	3's	5's
5	5	2 (33.3%)	3 (50.0%)	1 (16.7%)	0 (0.0%)	0 (0.0%)

3rd Easiest

Section	Total Points	Cleans	1's	2's	3's	5's
6	17	1 (16.7%)	1 (16.7%)	0 (0.0%)	2 (33.3%)	2 (33.3%)

Hardest

Section	Total Points	Cleans	1's	2's	3's	5's
7	11	0 (0.0%)	2 (33.3%)	3 (50.0%)	1 (16.7%)	0 (0.0%)

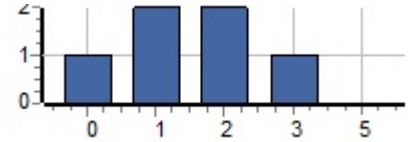
3rd Hardest

Section	Total Points	Cleans	1's	2's	3's	5's
8	3	3 (50.0%)	3 (50.0%)	0 (0.0%)	0 (0.0%)	0 (0.0%)

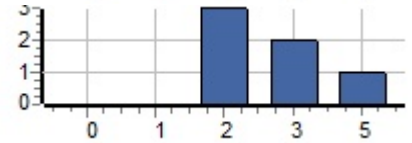
2nd Easiest

Totals	74 Points	13 (27.1%)	15 (31.2%)	9 (18.8%)	7 (14.6%)	4 (8.3%)
--------	--------------	---------------	---------------	--------------	--------------	-------------

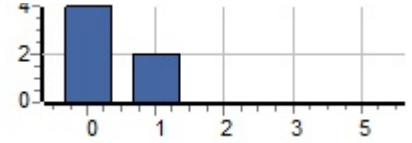
Pts.	Best
3	Jason Waldo
6	Will Check



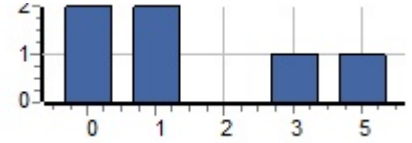
Pts.	Best
7	Jason Waldo
10	Will Check



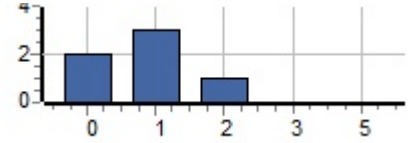
Pts.	Best
1	Will Check
1	Jason Waldo



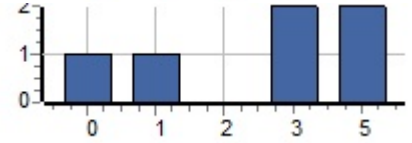
Pts.	Best
4	Will Check
6	Jason Waldo



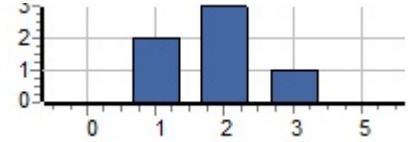
Pts.	Best
1	Jason Waldo
4	Will Check



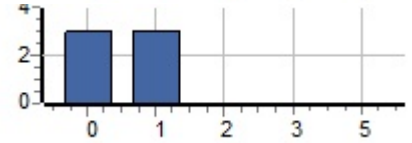
Pts.	Best
6	Will Check
11	Jason Waldo



Pts.	Best
5	Jason Waldo
6	Will Check



Pts.	Best
1	Jason Waldo
2	Will Check



Mauston, WI

Smagical Rock

Saturday
9/14/2019

Scoring By
TrialsScoring.com



Class

Expert

1 Noel Smage

0's	1's	2's	3's	5's
13	7	1	3	0

Total
18

237

1	2	3	4	5	6	7	8	Loop Points	Loop Position	0's	1's	2's	3's	5's	Ave Score
3	1	1	1	1	3	0	0	10		2	4	0	2	0	1.25
0	3	0	0	0	1	0	0	4		6	1	0	1	0	0.50
2	0	0	1	0	1	0	0	4		5	2	1	0	0	0.50
5	4	1	2	1	5	0	0	18		13	7	1	3	0	0.75

13 Cleans

2 Keith Johnson (WI)

SHERCO

0's	1's	2's	3's	5's
1	6	4	7	6

Total
65

150

1	2	3	4	5	6	7	8	Loop Points	Loop Position	0's	1's	2's	3's	5's	Ave Score
5	5	1	3	1	5	3	2	25		0	2	1	2	3	3.12
1	3	3	5	3	5	1	2	23		0	2	1	3	2	2.88
3	3	0	5	1	1	2	2	17		1	2	2	2	1	2.12
9	11	4	13	5	11	6	6	65		1	6	4	7	6	2.71

1 Clean

Individual Section Statistics

Mauston, WI

Expert

Saturday 9/14/2019

Section	Total Points	Cleans	1's	2's	3's	5's
1	14	1 (16.7%)	1 (16.7%)	1 (16.7%)	2 (33.3%)	1 (16.7%)

4th Hardest

Section	Total Points	Cleans	1's	2's	3's	5's
2	15	1 (16.7%)	1 (16.7%)	0 (0.0%)	3 (50.0%)	1 (16.7%)

3rd Hardest

Section	Total Points	Cleans	1's	2's	3's	5's
3	5	3 (50.0%)	2 (33.3%)	0 (0.0%)	1 (16.7%)	0 (0.0%)

Easiest

Section	Total Points	Cleans	1's	2's	3's	5's
4	15	1 (16.7%)	2 (33.3%)	0 (0.0%)	1 (16.7%)	2 (33.3%)

2nd Hardest

Section	Total Points	Cleans	1's	2's	3's	5's
5	6	2 (33.3%)	3 (50.0%)	0 (0.0%)	1 (16.7%)	0 (0.0%)

3rd Easiest

Section	Total Points	Cleans	1's	2's	3's	5's
6	16	0 (0.0%)	3 (50.0%)	0 (0.0%)	1 (16.7%)	2 (33.3%)

Hardest

Section	Total Points	Cleans	1's	2's	3's	5's
7	6	3 (50.0%)	1 (16.7%)	1 (16.7%)	1 (16.7%)	0 (0.0%)

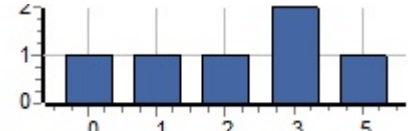
4th Easiest

Section	Total Points	Cleans	1's	2's	3's	5's
8	6	3 (50.0%)	0 (0.0%)	3 (50.0%)	0 (0.0%)	0 (0.0%)

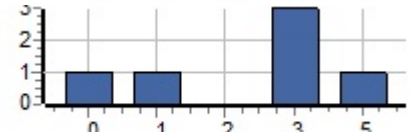
2nd Easiest

Totals	83 Points	14 (29.2%)	13 (27.1%)	5 (10.4%)	10 (20.8%)	6 (12.5%)
--------	--------------	---------------	---------------	--------------	---------------	--------------

Pts.	Best
5	Noel Smage
9	Keith Johnson



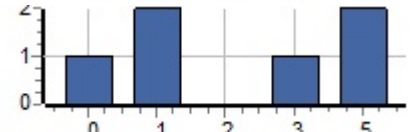
Pts.	Best
4	Noel Smage
11	Keith Johnson



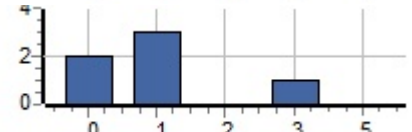
Pts.	Best
1	Noel Smage
4	Keith Johnson



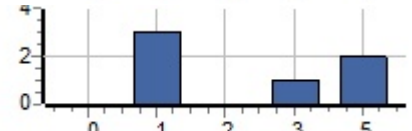
Pts.	Best
2	Noel Smage
13	Keith Johnson



Pts.	Best
1	Noel Smage
5	Keith Johnson



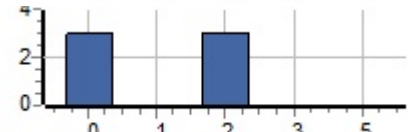
Pts.	Best
5	Noel Smage
11	Keith Johnson



Pts.	Best
0	Noel Smage
6	Keith Johnson



Pts.	Best
0	Noel Smage
6	Keith Johnson



Mauston, WI

Smagical Rock

Saturday
9/14/2019

Scoring By
TrialsScoring.com



Class

Advanced

1 Justin Johnson "Beavis" (PA) 

0's	1's	2's	3's	5's
20	3	1	0	0

Total
5

1	2	3	4	5	6	7	8	Loop Points	Loop Position	0's	1's	2's	3's	5's	Ave Score	20 Cleans
0	0	1	0	0	0	0	0	1	7	1	0	0	0	0	0.12	
0	2	0	0	0	0	0	1	3	6	1	1	0	0	0	0.38	
0	0	0	0	1	0	0	0	1	7	1	0	0	0	0	0.12	
0	2	1	0	1	0	0	1	5	20	3	1	0	0	0	0.21	

2 Phil Smage (WI) 

0's	1's	2's	3's	5's
17	1	1	4	1

Total
20

1	2	3	4	5	6	7	8	Loop Points	Loop Position	0's	1's	2's	3's	5's	Ave Score	17 Cleans
0	0	3	0	3	0	0	0	6	6	0	0	2	0	0	0.75	
0	0	3	0	3	2	0	1	9	4	1	1	2	0	0	1.12	
0	0	0	0	5	0	0	0	5	7	0	0	0	0	1	0.62	
0	0	6	0	11	2	0	1	20	17	1	1	4	1	1	0.83	

3 Kyle Hach (WI) 

0's	1's	2's	3's	5's
7	7	5	5	0

Total
32

1	2	3	4	5	6	7	8	Loop Points	Loop Position	0's	1's	2's	3's	5's	Ave Score	7 Cleans
2	0	3	1	1	3	2	1	13	1	3	2	2	0	0	1.62	
0	1	3	0	3	2	2	2	13	2	1	3	2	0	0	1.62	
0	0	3	0	1	1	1	0	6	4	3	0	1	0	0	0.75	
2	1	9	1	5	6	5	3	32	7	7	5	5	0	0	1.33	

4 Doug Hay (WI) 

0's	1's	2's	3's	5's
9	7	1	4	3

Total
36

1	2	3	4	5	6	7	8	Loop Points	Loop Position	0's	1's	2's	3's	5's	Ave Score	9 Cleans
0	1	1	0	3	3	5	1	14	2	3	0	2	1	1	1.75	
5	3	5	1	3	1	0	0	18	2	2	0	2	2	2	2.25	
0	0	0	0	1	2	0	1	4	5	2	1	0	0	0	0.50	
5	4	6	1	7	6	5	2	36	9	7	1	4	3	3	1.50	

5 Paul Philbrick (WI) 

0's	1's	2's	3's	5's
8	3	2	4	7

Total
54

1	2	3	4	5	6	7	8	Loop Points	Loop Position	0's	1's	2's	3's	5's	Ave Score	8 Cleans
5	1	3	5	3	5	5	0	27	1	1	0	2	4	4	3.38	
1	0	3	0	3	0	0	0	7	5	1	0	2	0	0	0.88	
0	5	1	2	2	5	5	0	20	2	1	2	0	3	3	2.50	
6	6	7	7	8	10	10	0	54	8	3	2	4	7	7	2.25	

6 Jeff Lois



0's 1's 2's 3's 5's
5 2 2 6 9

Total
69

1	2	3	4	5	6	7	8	Loop Points	Loop Position	0's	1's	2's	3's	5's	Ave Score
5	3	5	0	5	5	5	1	29		1	1	0	1	5	3.62
0	3	3	3	5	2	5	3	24		1	0	1	4	2	3.00
1	0	2	0	5	5	3	0	16		3	1	1	1	2	2.00
6	6	10	3	15	12	13	4	69		5	2	2	6	9	2.88

5 Cleans

7 Wade Valitchka

0's 1's 2's 3's 5's
0 1 0 10 13

Total
96

1	2	3	4	5	6	7	8	Loop Points	Loop Position	0's	1's	2's	3's	5's	Ave Score
5	5	3	5	5	5	5	3	36		0	0	0	2	6	4.50
3	5	5	5	5	3	3	3	32		0	0	0	4	4	4.00
1	3	3	5	5	5	3	3	28		0	1	0	4	3	3.50
9	13	11	15	15	13	11	9	96		0	1	0	10	13	4.00

0 Cleans

8 Tim Gefvert

0's 1's 2's 3's 5's
0 2 0 6 16

Total
100

1	2	3	4	5	6	7	8	Loop Points	Loop Position	0's	1's	2's	3's	5's	Ave Score
3	5	5	3	5	5	5	3	34		0	0	0	3	5	4.25
1	5	5	5	1	5	5	3	30		0	2	0	1	5	3.75
5	5	5	5	5	3	5	3	36		0	0	0	2	6	4.50
9	15	15	13	11	13	15	9	100		0	2	0	6	16	4.17

0 Cleans

Ex Jamison Stachel (WI) [Exhibition]



0's 1's 2's 3's 5's
13 8 0 1 2

Total
21

1	2	3	4	5	6	7	8	Loop Points	Loop Position	0's	1's	2's	3's	5's	Ave Score
0	0	0	1	3	1	0	1	6		4	3	0	1	0	0.75
0	0	1	1	5	0	0	1	8		4	3	0	0	1	1.00
0	0	0	0	1	5	0	1	7		5	2	0	0	1	0.88
0	0	1	2	9	6	0	3	21		13	8	0	1	2	0.88

13 Cleans

Individual Section Statistics

Mauston, WI

Advanced

Saturday 9/14/2019

Section	Total Points	Cleans	1's	2's	3's	5's
1 2nd Easiest	37	15 (55.6%)	4 (14.8%)	1 (3.7%)	2 (7.4%)	5 (18.5%)

Section	Total Points	Cleans	1's	2's	3's	5's
2 4th Easiest	47	13 (48.1%)	3 (11.1%)	1 (3.7%)	4 (14.8%)	6 (22.2%)

Section	Total Points	Cleans	1's	2's	3's	5's
3 3rd Hardest	66	6 (22.2%)	4 (14.8%)	1 (3.7%)	10 (37.0%)	6 (22.2%)

Section	Total Points	Cleans	1's	2's	3's	5's
4 3rd Easiest	42	14 (51.9%)	4 (14.8%)	1 (3.7%)	2 (7.4%)	6 (22.2%)

Section	Total Points	Cleans	1's	2's	3's	5's
5 Hardest	82	2 (7.4%)	6 (22.2%)	1 (3.7%)	8 (29.6%)	10 (37.0%)

Section	Total Points	Cleans	1's	2's	3's	5's
6 2nd Hardest	68	7 (25.9%)	3 (11.1%)	4 (14.8%)	4 (14.8%)	9 (33.3%)

Section	Total Points	Cleans	1's	2's	3's	5's
7 4th Hardest	59	12 (44.4%)	1 (3.7%)	2 (7.4%)	3 (11.1%)	9 (33.3%)

Section	Total Points	Cleans	1's	2's	3's	5's
8 Easiest	32	10 (37.0%)	9 (33.3%)	1 (3.7%)	7 (25.9%)	0 (0.0%)

Totals	433 Points	79 (36.6%)	34 (15.7%)	12 (5.6%)	40 (18.5%)	51 (23.6%)
---------------	----------------------	----------------------	----------------------	---------------------	----------------------	----------------------

Pts. **Best**

0	Justin Johnson
0	Phil Smage
0	Jamison Stachel
2	Kyle Hach
5	Doug Hay

Pts. **Best**

0	Phil Smage
0	Jamison Stachel
1	Kyle Hach
2	Justin Johnson
4	Doug Hay

Pts. **Best**

1	Justin Johnson
1	Jamison Stachel
6	Doug Hay
6	Phil Smage
7	Paul Philbrick

Pts. **Best**

0	Justin Johnson
0	Phil Smage
1	Kyle Hach
1	Doug Hay
2	Jamison Stachel

Pts. **Best**

1	Justin Johnson
5	Kyle Hach
7	Doug Hay
8	Paul Philbrick
9	Jamison Stachel

Pts. **Best**

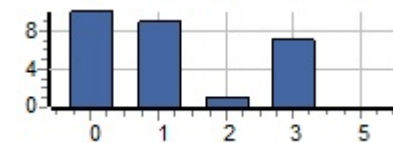
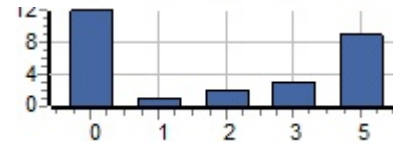
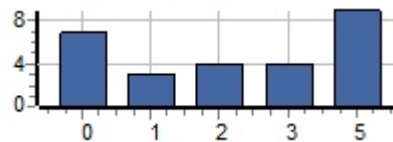
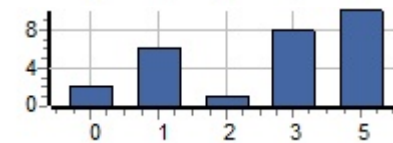
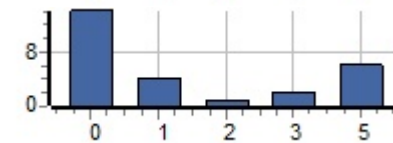
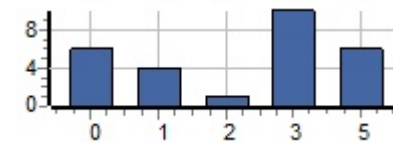
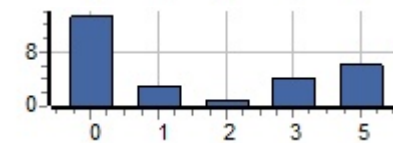
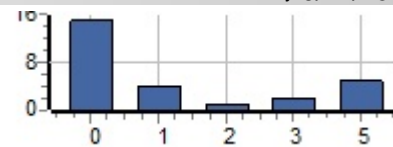
0	Justin Johnson
2	Phil Smage
6	Kyle Hach
6	Doug Hay
6	Jamison Stachel

Pts. **Best**

0	Justin Johnson
0	Phil Smage
0	Jamison Stachel
5	Kyle Hach
5	Doug Hay

Pts. **Best**

0	Paul Philbrick
1	Justin Johnson
1	Phil Smage
2	Doug Hay
3	Kyle Hach



Class

Intermediate

1	Mark Misek						0's	1's	2's	3's	5's	Total 19			
							14	6	1	2	1		14 Cleans		
51															
1	2	3	4	5	6	7	8	Loop Points	Loop Position	0's	1's	2's	3's	5's	Ave Score
0	1	3	3	1	0	0	2	10	3	2	1	2	0	1.25	
5	1	1	0	0	1	0	0	8	4	3	0	0	1	1.00	
0	1	0	0	0	0	0	0	1	7	1	0	0	0	0.12	
5	3	4	3	1	1	0	2	19	14	6	1	2	1	0.79	

2	Fred Sassi (IL)						0's	1's	2's	3's	5's	Total 21			
							13	5	2	4	0		13 Cleans		
44															
1	2	3	4	5	6	7	8	Loop Points	Loop Position	0's	1's	2's	3's	5's	Ave Score
3	2	1	3	3	0	0	0	12	3	1	1	3	0	1.50	
3	1	1	0	0	0	0	0	5	5	2	0	1	0	0.62	
1	2	0	1	0	0	0	0	4	5	2	1	0	0	0.50	
7	5	2	4	3	0	0	0	21	13	5	2	4	0	0.88	

3	Spencer Stone						0's	1's	2's	3's	5's	Total 26			
							11	7	1	4	1		11 Cleans		
155															
1	2	3	4	5	6	7	8	Loop Points	Loop Position	0's	1's	2's	3's	5's	Ave Score
0	3	0	3	5	0	1	1	13	3	2	0	2	1	1.62	
0	1	3	0	0	0	1	3	8	4	2	0	2	0	1.00	
1	2	1	0	1	0	0	0	5	4	3	1	0	0	0.62	
1	6	4	3	6	0	2	4	26	11	7	1	4	1	1.08	

4	Kurt Muenta						0's	1's	2's	3's	5's	Total 31			
							13	3	0	6	2		13 Cleans		
158															
1	2	3	4	5	6	7	8	Loop Points	Loop Position	0's	1's	2's	3's	5's	Ave Score
5	3	1	3	0	0	0	0	12	4	1	0	2	1	1.50	
0	3	1	3	0	0	0	0	7	5	1	0	2	0	0.88	
0	5	0	0	3	1	3	0	12	4	1	0	2	1	1.50	
5	11	2	6	3	1	3	0	31	13	3	0	6	2	1.29	

5	Travis Lange (WI)						0's	1's	2's	3's	5's	Total 32			
							11	4	3	4	2		11 Cleans		
45															
1	2	3	4	5	6	7	8	Loop Points	Loop Position	0's	1's	2's	3's	5's	Ave Score
0	5	2	1	2	0	0	0	10	4	1	2	0	1	1.25	
0	1	0	0	3	5	0	0	9	5	1	0	1	1	1.12	
0	1	3	1	3	0	3	2	13	2	2	1	3	0	1.62	
0	7	5	2	8	5	3	2	32	11	4	3	4	2	1.33	

6 Ryan Gustafson

GASGAS

0's 1's 2's 3's 5's
8 7 2 5 2

Total
36

8 Cleans

1	2	3	4	5	6	7	8	Loop Points	Loop Position	0's	1's	2's	3's	5's	Ave Score
3	3	2	1	5	0	0	3	17		2	1	1	3	1	2.12
1	3	0	0	5	0	0	2	11		4	1	1	1	1	1.38
1	1	3	1	0	1	0	1	8		2	5	0	1	0	1.00
5	7	5	2	10	1	0	6	36		8	7	2	5	2	1.50

7 Dave Johnson (WI)

SHERCO

0's 1's 2's 3's 5's
8 6 3 5 2

Total
37

8 Cleans

1	2	3	4	5	6	7	8	Loop Points	Loop Position	0's	1's	2's	3's	5's	Ave Score
0	1	2	3	1	0	1	0	8		3	3	1	1	0	1.00
0	1	3	2	5	1	3	0	15		2	2	1	2	1	1.88
0	3	2	5	1	0	3	0	14		3	1	1	2	1	1.75
0	5	7	10	7	1	7	0	37		8	6	3	5	2	1.54

8 Adam Gustafson

SHERCO

0's 1's 2's 3's 5's
5 9 4 3 3

Total
41

5 Cleans

1	2	3	4	5	6	7	8	Loop Points	Loop Position	0's	1's	2's	3's	5's	Ave Score
1	5	1	1	2	0	1	1	12		1	5	1	0	1	1.50
2	1	2	1	5	0	5	3	19		1	2	2	1	2	2.38
0	2	3	3	0	0	1	1	10		3	2	1	2	0	1.25
3	8	6	5	7	0	7	5	41		5	9	4	3	3	1.71

9 Eriks Ezerins

0's 1's 2's 3's 5's
7 3 4 4 6

Total
53

7 Cleans

1	2	3	4	5	6	7	8	Loop Points	Loop Position	0's	1's	2's	3's	5's	Ave Score
5	2	3	3	1	0	1	0	15		2	2	1	2	1	1.88
1	5	5	5	5	0	0	3	24		2	1	0	1	4	3.00
0	2	2	5	0	0	3	2	14		3	0	3	1	1	1.75
6	9	10	13	6	0	4	5	53		7	3	4	4	6	2.21

10 Jeff Brownell

0's 1's 2's 3's 5's
4 5 2 10 3

Total
54

4 Cleans

1	2	3	4	5	6	7	8	Loop Points	Loop Position	0's	1's	2's	3's	5's	Ave Score
5	3	3	3	1	5	0	0	20		2	1	0	3	2	2.50
3	2	1	1	1	1	0	3	12		1	4	1	2	0	1.50
3	3	0	3	3	3	5	2	22		1	0	1	5	1	2.75
11	8	4	7	5	9	5	5	54		4	5	2	10	3	2.25

Individual Section Statistics

Mauston, WI

Intermediate

Saturday 9/14/2019

Section	Total Points	Cleans	1's	2's	3's	5's
1 4th Easiest	43	14 (46.7%)	6 (20.0%)	1 (3.3%)	5 (16.7%)	4 (13.3%)

Section	Total Points	Cleans	1's	2's	3's	5's
2 Hardest	69	0 (0.0%)	11 (36.7%)	7 (23.3%)	8 (26.7%)	4 (13.3%)

Section	Total Points	Cleans	1's	2's	3's	5's
3 4th Hardest	49	7 (23.3%)	8 (26.7%)	6 (20.0%)	8 (26.7%)	1 (3.3%)

Section	Total Points	Cleans	1's	2's	3's	5's
4 3rd Hardest	55	8 (26.7%)	8 (26.7%)	1 (3.3%)	10 (33.3%)	3 (10.0%)

Section	Total Points	Cleans	1's	2's	3's	5's
5 2nd Hardest	56	10 (33.3%)	7 (23.3%)	2 (6.7%)	5 (16.7%)	6 (20.0%)

Section	Total Points	Cleans	1's	2's	3's	5's
6 Easiest	18	22 (73.3%)	5 (16.7%)	0 (0.0%)	1 (3.3%)	2 (6.7%)

Section	Total Points	Cleans	1's	2's	3's	5's
7 3rd Easiest	31	17 (56.7%)	6 (20.0%)	0 (0.0%)	5 (16.7%)	2 (6.7%)

Section	Total Points	Cleans	1's	2's	3's	5's
8 2nd Easiest	29	16 (53.3%)	4 (13.3%)	5 (16.7%)	5 (16.7%)	0 (0.0%)

Totals	350 Points	94 (39.2%)	55 (22.9%)	22 (9.2%)	47 (19.6%)	22 (9.2%)
--------	---------------	---------------	---------------	--------------	---------------	--------------

Pts. **Best**

- 0 Dave Johnson
- 0 Travis Lange
- 1 Spencer Stone
- 3 Adam Gustafson
- 5 Ryan Gustafson

Pts. **Best**

- 3 Mark Misek
- 5 Dave Johnson
- 5 Fred Sassi
- 6 Spencer Stone
- 7 Ryan Gustafson

Pts. **Best**

- 2 Kurt Muent
- 2 Fred Sassi
- 4 Jeff Brownell
- 4 Mark Misek
- 4 Spencer Stone

Pts. **Best**

- 2 Ryan Gustafson
- 2 Travis Lange
- 3 Mark Misek
- 3 Spencer Stone
- 4 Fred Sassi

Pts. **Best**

- 1 Mark Misek
- 3 Kurt Muent
- 3 Fred Sassi
- 5 Jeff Brownell
- 6 Eriks Ezerins

Pts. **Best**

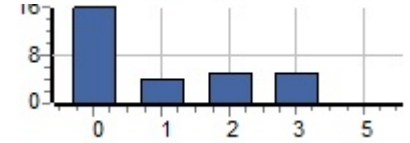
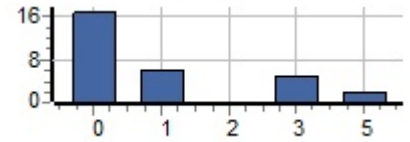
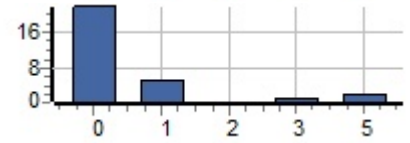
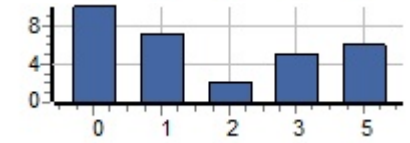
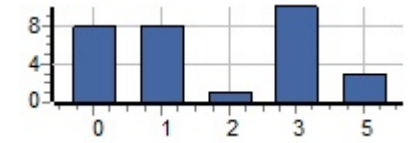
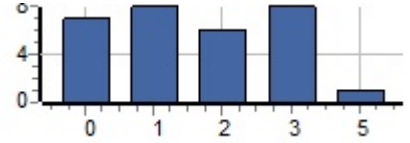
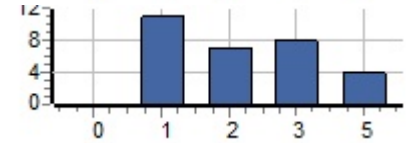
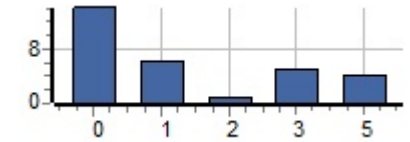
- 0 Eriks Ezerins
- 0 Adam Gustafson
- 0 Fred Sassi
- 0 Spencer Stone
- 1 Ryan Gustafson

Pts. **Best**

- 0 Ryan Gustafson
- 0 Mark Misek
- 0 Fred Sassi
- 2 Spencer Stone
- 3 Travis Lange

Pts. **Best**

- 0 Dave Johnson
- 0 Kurt Muent
- 0 Fred Sassi
- 2 Travis Lange
- 2 Mark Misek





Class

Novice

		<u>0's</u> <u>1's</u> <u>2's</u> <u>3's</u> <u>5's</u>													
1	Ben Ezell	19 2 1 0 2					<i>Total</i> 14								
<small>170</small>									19 Cleans						
1	2	3	4	5	6	7	8	Loop Points	Loop Position	0's	1's	2's	3's	5's	Ave Score
0	1	0	0	0	0	2	0	3		6	1	1	0	0	0.38
0	5	0	0	0	0	0	0	5		7	0	0	0	1	0.62
0	5	0	0	0	0	0	1	6		6	1	0	0	1	0.75
0	11	0	0	0	0	2	1	14		19	2	1	0	2	0.58

		<u>0's</u> <u>1's</u> <u>2's</u> <u>3's</u> <u>5's</u>													
2	Steve Schmidt	12 8 3 1 0					<i>Total</i> 17								
<small>177</small>									12 Cleans						
1	2	3	4	5	6	7	8	Loop Points	Loop Position	0's	1's	2's	3's	5's	Ave Score
3	0	0	1	1	0	1	1	7		3	4	0	1	0	0.88
2	0	0	0	1	1	0	0	4		5	2	1	0	0	0.50
2	2	1	0	0	1	0	0	6		4	2	2	0	0	0.75
7	2	1	1	2	2	1	1	17		12	8	3	1	0	0.71

		<u>0's</u> <u>1's</u> <u>2's</u> <u>3's</u> <u>5's</u>													
3	Kris Tibor	16 4 0 3 1					<i>Total</i> 18								
<small>175</small>									16 Cleans						
1	2	3	4	5	6	7	8	Loop Points	Loop Position	0's	1's	2's	3's	5's	Ave Score
3	1	3	0	1	1	0	0	9		3	3	0	2	0	1.12
0	0	3	0	0	0	1	0	4		6	1	0	1	0	0.50
0	0	5	0	0	0	0	0	5		7	0	0	0	1	0.62
3	1	1	0	1	1	1	0	18		16	4	0	3	1	0.75

		<u>0's</u> <u>1's</u> <u>2's</u> <u>3's</u> <u>5's</u>													
4	John Huntress	14 1 2 5 2					<i>Total</i> 30								
<small>238</small>									14 Cleans						
1	2	3	4	5	6	7	8	Loop Points	Loop Position	0's	1's	2's	3's	5's	Ave Score
3	2	5	0	0	0	0	0	10		5	0	1	1	1	1.25
3	0	0	0	0	0	0	2	5		6	0	1	1	0	0.62
3	5	3	0	1	0	0	3	15		3	1	0	3	1	1.88
9	7	8	0	1	0	0	5	30		14	1	2	5	2	1.25

Individual Section Statistics

Mauston, WI

Novice

Saturday 9/14/2019

Section	Total Points	Cleans	1's	2's	3's	5's
1	19	5 (41.7%)	0 (0.0%)	2 (16.7%)	5 (41.7%)	0 (0.0%)

3rd Hardest

Section	Total Points	Cleans	1's	2's	3's	5's
2	21	5 (41.7%)	2 (16.7%)	2 (16.7%)	0 (0.0%)	3 (25.0%)

Hardest

Section	Total Points	Cleans	1's	2's	3's	5's
3	20	6 (50.0%)	1 (8.3%)	0 (0.0%)	3 (25.0%)	2 (16.7%)

2nd Hardest

Section	Total Points	Cleans	1's	2's	3's	5's
4	1	11 (91.7%)	1 (8.3%)	0 (0.0%)	0 (0.0%)	0 (0.0%)

Easiest

Section	Total Points	Cleans	1's	2's	3's	5's
5	4	8 (66.7%)	4 (33.3%)	0 (0.0%)	0 (0.0%)	0 (0.0%)

3rd Easiest

Section	Total Points	Cleans	1's	2's	3's	5's
6	3	9 (75.0%)	3 (25.0%)	0 (0.0%)	0 (0.0%)	0 (0.0%)

2nd Easiest

Section	Total Points	Cleans	1's	2's	3's	5's
7	4	9 (75.0%)	2 (16.7%)	1 (8.3%)	0 (0.0%)	0 (0.0%)

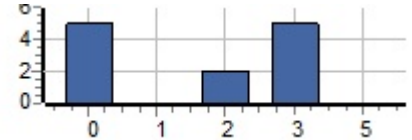
4th Easiest

Section	Total Points	Cleans	1's	2's	3's	5's
8	7	8 (66.7%)	2 (16.7%)	1 (8.3%)	1 (8.3%)	0 (0.0%)

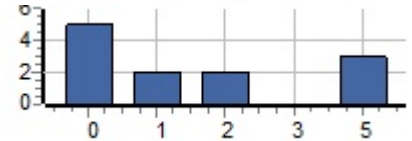
4th Hardest

Totals	79 Points	61 (63.5%)	15 (15.6%)	6 (6.2%)	9 (9.4%)	5 (5.2%)
--------	--------------	---------------	---------------	-------------	-------------	-------------

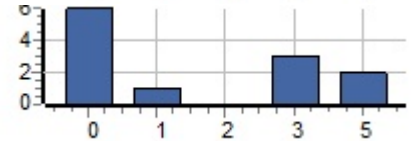
Pts.	Best
0	Ben Ezell
3	Kris Tibor
7	Steve Schmidt
9	John Huntress



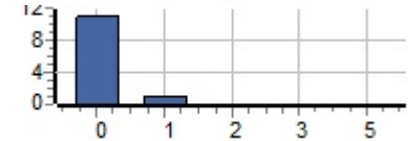
Pts.	Best
1	Kris Tibor
2	Steve Schmidt
7	John Huntress
11	Ben Ezell



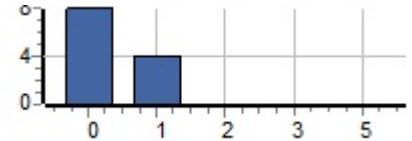
Pts.	Best
0	Ben Ezell
1	Steve Schmidt
8	John Huntress
11	Kris Tibor



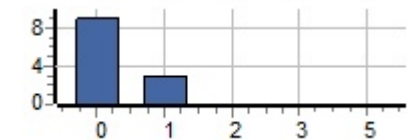
Pts.	Best
0	Ben Ezell
0	John Huntress
0	Kris Tibor
1	Steve Schmidt



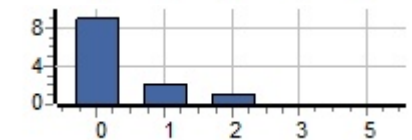
Pts.	Best
0	Ben Ezell
1	John Huntress
1	Kris Tibor
2	Steve Schmidt



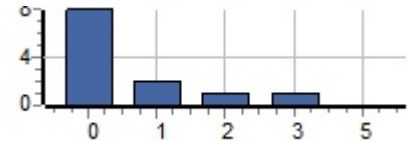
Pts.	Best
0	Ben Ezell
0	John Huntress
1	Kris Tibor
2	Steve Schmidt



Pts.	Best
0	John Huntress
1	Steve Schmidt
1	Kris Tibor
2	Ben Ezell



Pts.	Best
0	Kris Tibor
1	Ben Ezell
1	Steve Schmidt
5	John Huntress



Mauston, WI

Smagical Rock

Saturday
9/14/2019

Scoring By
TrialsScoring.com



Class

Vintage

1	Pat Doll											Total
												10
246											19 Cleans	
											0's 1's 2's 3's 5's	
											19 3 1 0 1	
1 2 3 4 5 6 7 8	Loop Points	Loop Position	0's	1's	2's	3's	5's	Ave Score				
0 1 0 0 1 0 0 0	2		6	2	0	0	0	0.25				
0 2 0 0 0 0 0 0	2		7	0	1	0	0	0.25				
0 0 0 0 5 0 1 0	6		6	1	0	0	1	0.75				
0 3 0 0 6 0 1 0	10		19	3	1	0	1	0.42				

2	Kevin Huber (IA)											Total
												66
234											1 Clean	
											0's 1's 2's 3's 5's	
											1 4 1 15 3	
1 2 3 4 5 6 7 8	Loop Points	Loop Position	0's	1's	2's	3's	5's	Ave Score				
3 3 3 3 3 3 3 3	24		0	0	0	8	0	3.00				
3 3 3 1 3 0 3 1	17		1	2	0	5	0	2.12				
5 2 5 3 5 3 1 1	25		0	2	1	2	3	3.12				
11 8 11 7 11 6 7 5	66		1	4	1	15	3	2.75				



Individual Section Statistics

Mauston, WI

Vintage
Saturday 9/14/2019

Section	Total Points	Cleans	1's	2's	3's	5's
1	11	3 (50.0%)	0 (0.0%)	0 (0.0%)	2 (33.3%)	1 (16.7%)

3rd Hardest

Section	Total Points	Cleans	1's	2's	3's	5's
2	11	1 (16.7%)	1 (16.7%)	2 (33.3%)	2 (33.3%)	0 (0.0%)

4th Hardest

Section	Total Points	Cleans	1's	2's	3's	5's
3	11	3 (50.0%)	0 (0.0%)	0 (0.0%)	2 (33.3%)	1 (16.7%)

2nd Hardest

Section	Total Points	Cleans	1's	2's	3's	5's
4	7	3 (50.0%)	1 (16.7%)	0 (0.0%)	2 (33.3%)	0 (0.0%)

3rd Easiest

Section	Total Points	Cleans	1's	2's	3's	5's
5	17	1 (16.7%)	1 (16.7%)	0 (0.0%)	2 (33.3%)	2 (33.3%)

Hardest

Section	Total Points	Cleans	1's	2's	3's	5's
6	6	4 (66.7%)	0 (0.0%)	0 (0.0%)	2 (33.3%)	0 (0.0%)

2nd Easiest

Section	Total Points	Cleans	1's	2's	3's	5's
7	8	2 (33.3%)	2 (33.3%)	0 (0.0%)	2 (33.3%)	0 (0.0%)

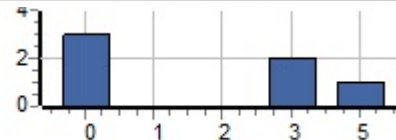
4th Easiest

Section	Total Points	Cleans	1's	2's	3's	5's
8	5	3 (50.0%)	2 (33.3%)	0 (0.0%)	1 (16.7%)	0 (0.0%)

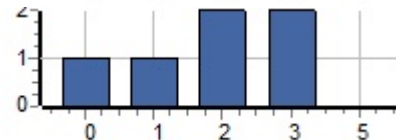
Easiest

Totals	76 Points	20 (41.7%)	7 (14.6%)	2 (4.2%)	15 (31.2%)	4 (8.3%)
---------------	---------------------	----------------------	---------------------	--------------------	----------------------	--------------------


Pts.	Best
0	Pat Doll
11	Kevin Huber



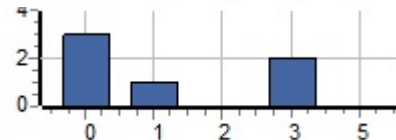
Pts.	Best
3	Pat Doll
8	Kevin Huber



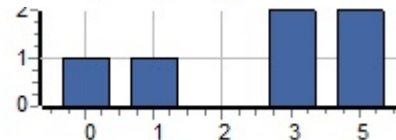
Pts.	Best
0	Pat Doll
11	Kevin Huber




Pts.	Best
0	Pat Doll
7	Kevin Huber



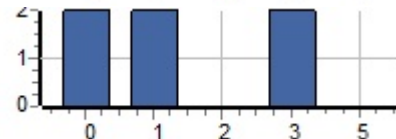
Pts.	Best
6	Pat Doll
11	Kevin Huber



Pts.	Best
0	Pat Doll
6	Kevin Huber



Pts.	Best
1	Pat Doll
7	Kevin Huber



Pts.	Best
0	Pat Doll
5	Kevin Huber





Class

Youth

												Total	
							0's	1's	2's	3's	5's		
1	Ivan Misek						5	1	0	3	3	25 5 Cleans	
<small>181</small>													
1	2	3	4	Loop Points	Loop Position	0's	1's	2's	3's	5's	Ave Score		
5	3	3	0	11		1	0	0	2	1	2.75		
0	3	5	0	8		2	0	0	1	1	2.00		
0	1	5	0	6		2	1	0	0	1	1.50		
5	7	13	0	25		5	1	0	3	3	2.08		

												Total	
							0's	1's	2's	3's	5's		
2	Veronica Misek						3	1	0	6	2	29 3 Cleans	
<small>182</small>													
1	2	3	4	Loop Points	Loop Position	0's	1's	2's	3's	5's	Ave Score		
5	1	5	0	11		1	1	0	0	2	2.75		
3	3	3	0	9		1	0	0	3	0	2.25		
3	3	3	0	9		1	0	0	3	0	2.25		
11	7	11	0	29		3	1	0	6	2	2.42		

												Total	
							0's	1's	2's	3's	5's		
3	Kaspar Tibor						2	3	1	3	3	29 2 Cleans	
<small>183</small>													
1	2	3	4	Loop Points	Loop Position	0's	1's	2's	3's	5's	Ave Score		
3	3	1	5	12		0	1	0	2	1	3.00		
3	1	5	0	9		1	1	0	1	1	2.25		
1	2	5	0	8		1	1	1	0	1	2.00		
7	6	11	5	29		2	3	1	3	3	2.42		

Individual Section Statistics

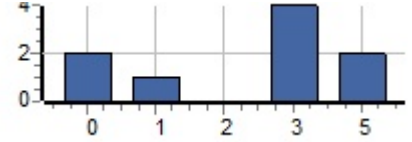
Mauston, WI

Youth

Saturday 9/14/2019

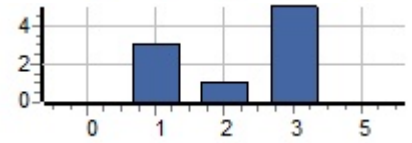
Section	Total Points	Cleans	1's	2's	3's	5's
1 2nd Hardest	23	2 (22.2%)	1 (11.1%)	0 (0.0%)	4 (44.4%)	2 (22.2%)

Pts.	Best
5	Ivan Misek
7	Kaspar Tibor
11	Veronica Misek



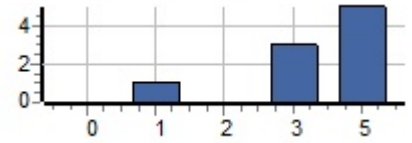
Section	Total Points	Cleans	1's	2's	3's	5's
2 2nd Easiest	20	0 (0.0%)	3 (33.3%)	1 (11.1%)	5 (55.6%)	0 (0.0%)

Pts.	Best
6	Kaspar Tibor
7	Ivan Misek
7	Veronica Misek



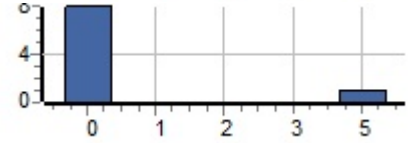
Section	Total Points	Cleans	1's	2's	3's	5's
3 Hardest	35	0 (0.0%)	1 (11.1%)	0 (0.0%)	3 (33.3%)	5 (55.6%)

Pts.	Best
11	Veronica Misek
11	Kaspar Tibor
13	Ivan Misek



Section	Total Points	Cleans	1's	2's	3's	5's
4 Easiest	5	8 (88.9%)	0 (0.0%)	0 (0.0%)	0 (0.0%)	1 (11.1%)

Pts.	Best
0	Ivan Misek
0	Veronica Misek
5	Kaspar Tibor



Totals	83 Points	10 (27.8%)	5 (13.9%)	1 (2.8%)	12 (33.3%)	8 (22.2%)
--------	--------------	---------------	--------------	-------------	---------------	--------------